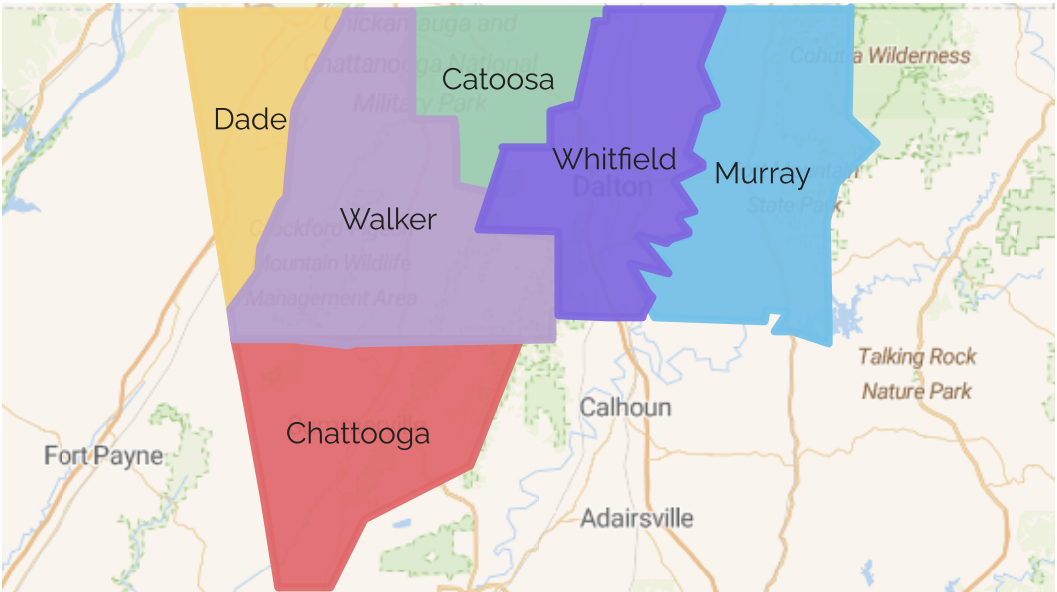


FAMILY RESOURCE AGENCY OF NORTH GEORGIA 2023-2024 ANNUAL REPORT

Service Area: Six Northwest Counties in Georgia

County	CCP	EHS	HS	Blended HS/PreK	Total
Catoosa	16	16	17	20	69
Chattooga	0	40	17	0	57
Dade	0	24	16	0	40
Murray	16	24	34	0	74
Walker	0	56	82	40	178
Whitfield	48	72	134	20	258
Total Children	80	232	300	80	676
Total Classrooms	10	29	18	4	61
Total-FRA Staff					186
Total-CCP Staff					28



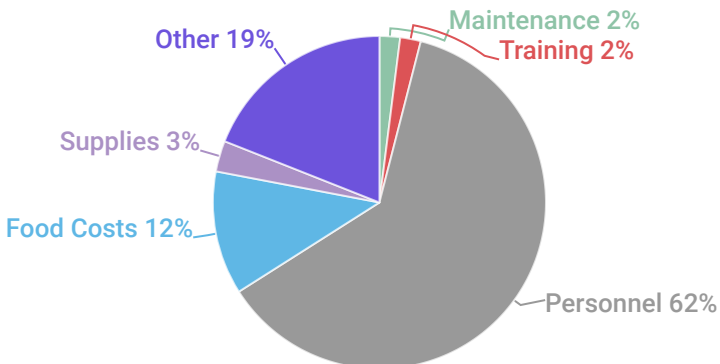
We serve families, children, and adults in ways that improve their quality of life and enable them to be more self-reliant, productive, members of society.



Budget Information 2023-2024

2023-2024	Maintenance	Training	Personnel	Food Costs	Supplies	Other	Total
Head Start	175,468	95,987	3,744,082	342,020	227,420	1,641,167	6,226,144
Early Head Start	166,471	129,920	4,384,726	294,159	113,219	1,044,685	6,133,179
EHS-Child Care Partnership	9,497	38,205	769,660	13,449	56,764	940,062	1,827,637
Head Start Carry Over							
CACFP-HS				369,839			369,839
CACFP-EHS				210,993			210,993
CACFP-EHS/CCP				15,201			15,201
Georgia Pre-K	12,723	11,472	318,432	*	10,884	16,329	369,839
Totals	364,158	275,584	9,216,899	1,245,661	408,288	3,642,242	15,152,832
				*Covered by HS			**Overage covered by HS

Revenue Source	Budget 2023-24
Head Start	6,226,144
Early Head Start	6,133,179
EHS-Childcare Partnership	1,827,637
CACFP-HS	369,839
CACFP-EHS	210,993
CACFP-EHS-CCP	15,201
Georgia Pre-K	369,839
Totals	15,152,832



Program Information

Child/Family Data 2023-2024

Criteria	HS	EHS	EHS-CCP
Total Children Enrolled	380	249	97
Enrollment	100%	100%	100%
Pregnant Woman Enrolled	n/a	8	n/a
Income at or below 100% of fed. poverty line	24%	28%	23%
Income at 101% to 130% of fed. poverty line	7%	3%	5%
Over Income Children	5%	1%	1%
Foster Children	6%	7%	3%
Homeless Children	10%	8%	14%
Families Receiving Public Assistance	48%	53%	55%
Families Enrolled	442	302	88
Children with Disabilities	18%	10%	15%
Children with Up-to-Date Immunizations	93%	94%	94%
Children with Ongoing Continuous Dental Care	69%	36%	33%
Children with Ongoing Continuous Health Care	89%	88%	57%

Regulatory Monitoring

Agency	Compliant
Federal Review	Yes
Licensing	Yes
Annual Audit	Yes
Quality Rated	Yes
CACFP	Yes


Families Enrolled
407



255-Single Parent Families

Volunteers
378

Homeless Children Served
65



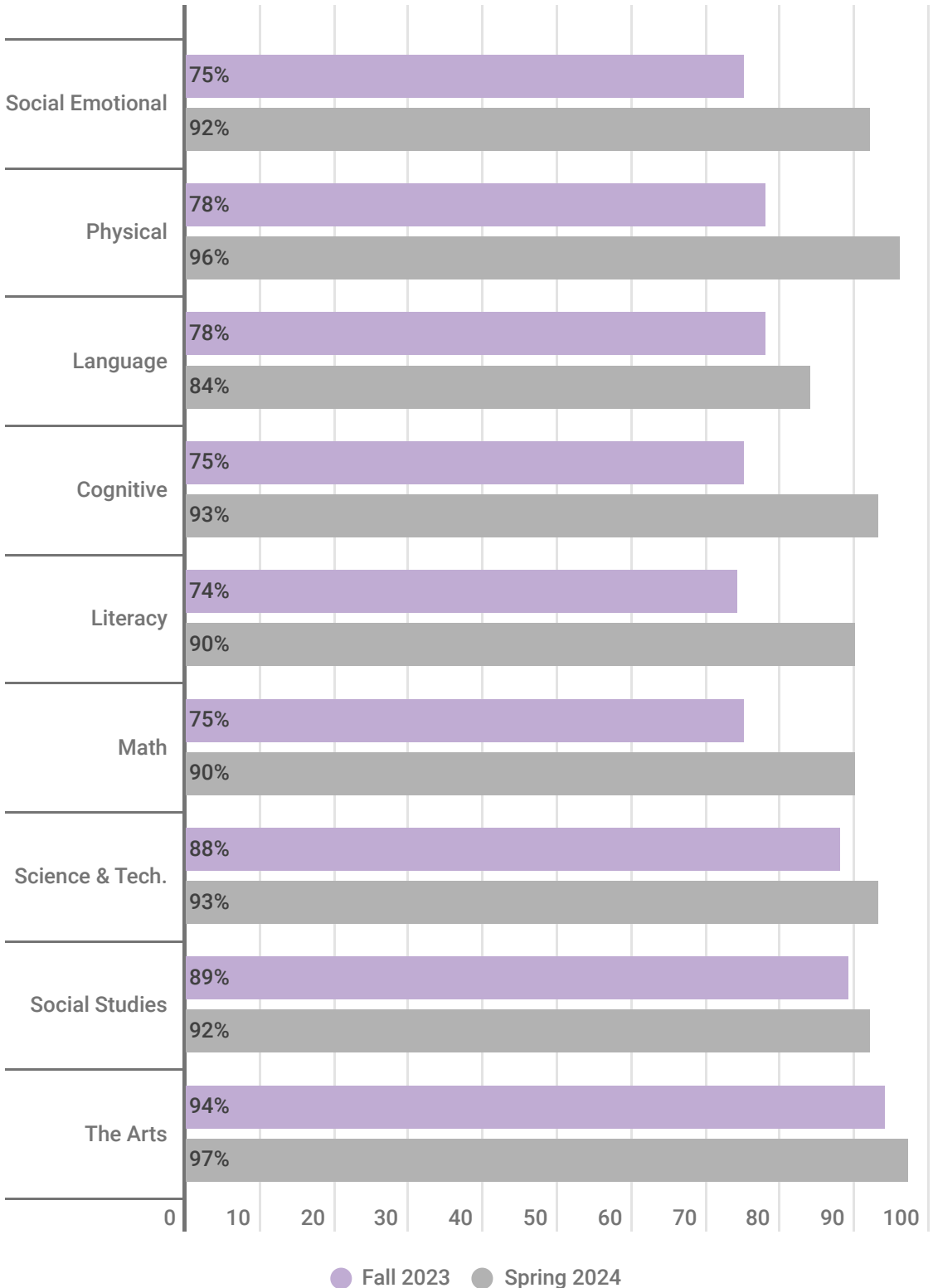
274-Two Parent Families

Foster Children Served
51

Child Outcomes/ School Readiness

Percentage of Children Meeting/Exceeding Goals

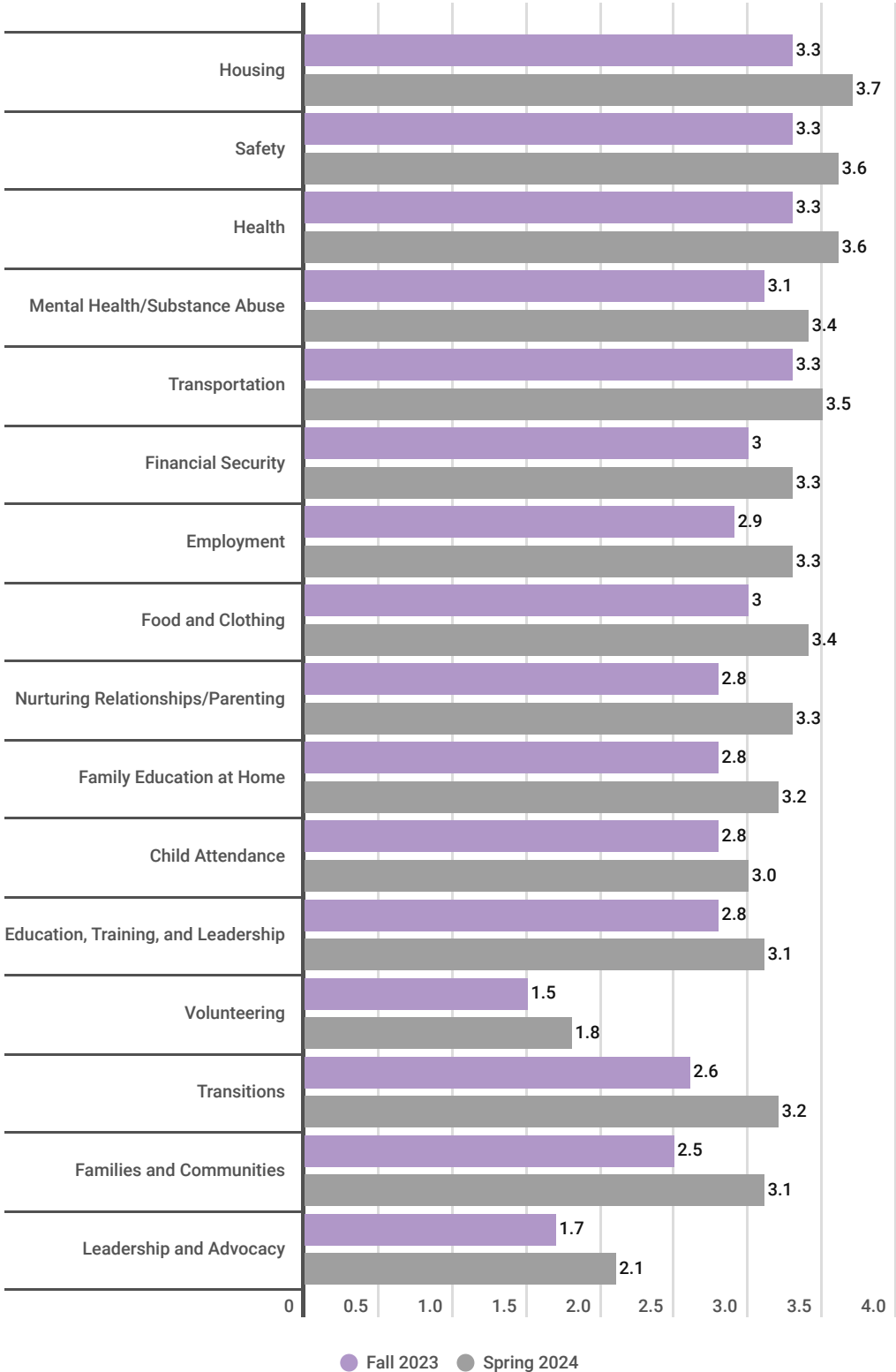
Teaching Strategies GOLD is an ongoing assessment system for assessing children from birth through kindergarten. It helps teachers to observe children in the context of every day experiences to learn what they know and can do. Aligned to state early learning guidelines and the Head Start Early Learning Outcomes Framework.



Family Outcomes

Gains on family partnership goals

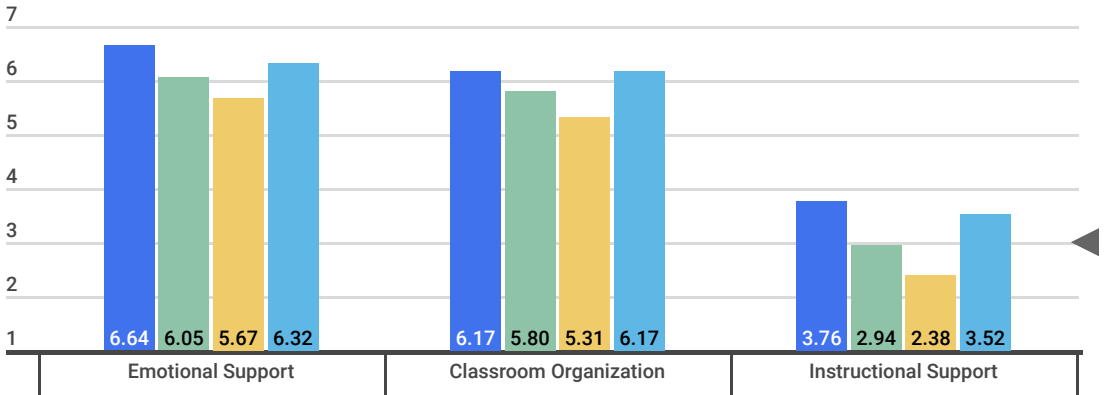
- 0-Presently Unknown
- 1-Crisis
- 2-Vulnerable
- 3-Self-Sufficient
- 4-Thriving





Classroom Assessment Scoring System®

The Classroom Assessment Scoring System (CLASS®) is an observation instrument that assesses the quality of teacher-child interactions in Head Start classrooms. CLASS includes three domains of teacher-child interactions that support children's learning and development: Emotional Support, Classroom Organization, and Instructional Support. Within each domain are dimensions that capture specific details about teachers' interactions with children. The highest possible score is 7.

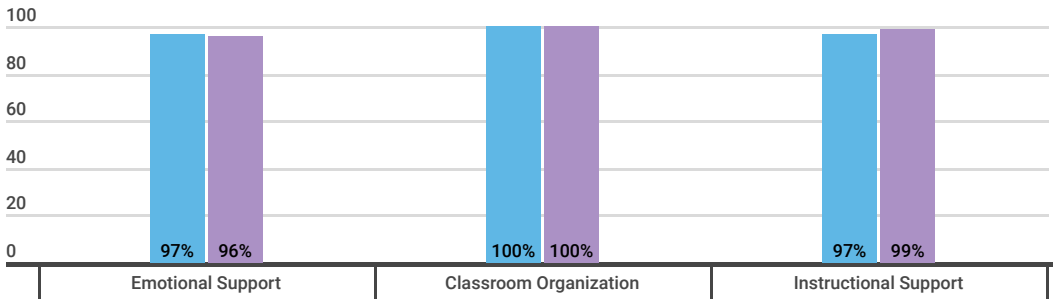


● FRAGA Scores 23-24
 ● National Median
 ● National Lowest 10%
 ● National Highest 10%



TPITOS is for early childhood settings caring for infants and toddlers from birth to 3 years of age. Focusing on teacher practices and classroom environment variables, TPITOS measures how well Early Head Start Teachers foster responsive, nurturing relationships with children and promote strong social-emotional development.

The highest possible score is 100%



● FRAGA Scores 22-23
 ● FRAGA Scores 23-24