

FAMILY RESOURCE AGENCY OF NORTH GEORGIA 2024-2025 ANNUAL REPORT

Service Area: Six Northwest Counties in Georgia

County	CCP Slots	EHS Slots	HS Slots	Blended HS/PreK Slots	Total Slots
Catoosa	16	16	17	20	69
Chattooga	0	40	17	0	57
Dade	0	24	16	0	40
Murray	0	24	34	0	58
Walker	0	56	82	40	178
Whitfield	64	72	134	20	290
Total Children	80	232	300	80	692
Total Classrooms	10	29	18	4	61
Total-FRA Staff					186
Total-Collab. Staff					28



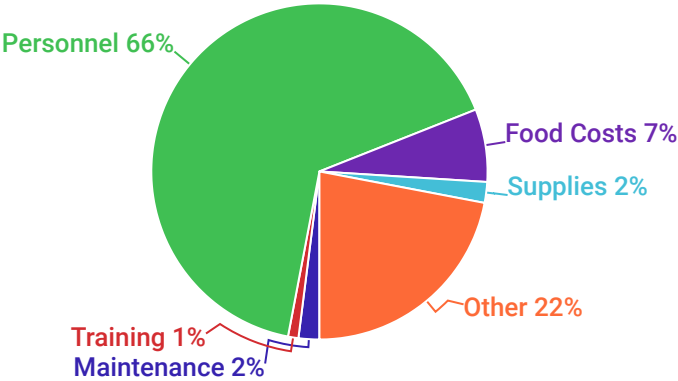
Mission-To Impact Our Communities through Education, Advocacy, and Care.



Budget Information 2024-2025

2024-2025	Maintenance	Training	Personnel	Food Costs	Supplies	Other		Total
HS/EHS	260,970	203,332	8,527,507	463,963	269,349	2,225,552		11,950,673
EHS-CCP	8,753	23,700	784,279	19,264	57,255	960,960		1,854,210
Head Start Carry Over								
CACFP-HS				284,491				284,491
CACFP-EHS				217,537				217,537
CACFP-EHS/CCP				15,659				15,659
Georgia Pre-K	7,020	1,755	352,142	*	6,631	5,038		372,587
Totals	276,744	228,787	9,663,928	1,000,914	333,236	3,191,550		14,695,157
*Covered by HS								**Overage covered by HS


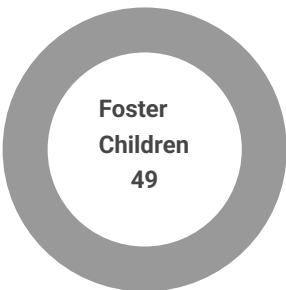
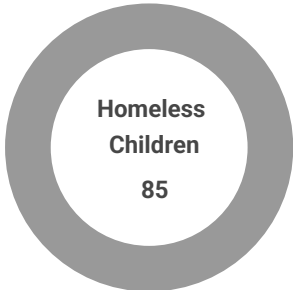
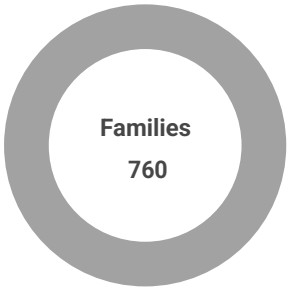
Revenue Source	Budget 2024-25
HS/EHS	11,950,673
EHS-CCP	1,854,210
CACFP-HS	284,491
CACFP-EHS	217,537
CACFP-EHS-CCP	15,659
Georgia Pre-K	372,587
Totals	14,695,157



Program Information

Monitoring and Compliance	Compliant
Federal Review-Office of Head Start	Yes
Georgia Licensing	Yes
Annual Fiscal Audit	Yes
Georgia Quality Rated	Yes
CACFP (Child and Adult Care Food Program)	Yes

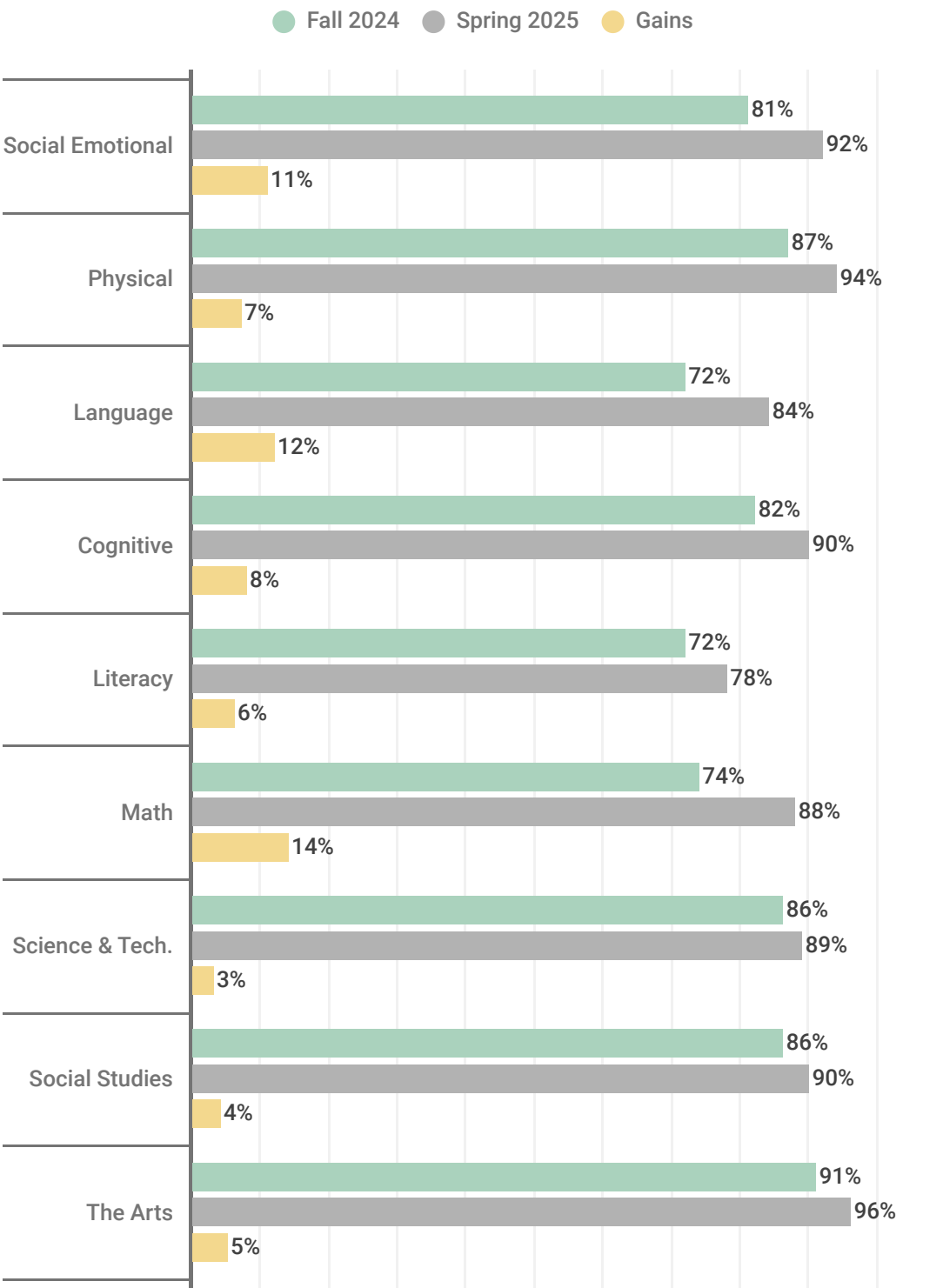
Child and Family Program Information Report (PIR)	HS	EHS	EHS-CCP
Funded Enrollment Slots	380	232	80
Funded Slots Fully Enrolled	100%	100%	100%
Total Children Enrolled (Cumulative)	457	296	92
Families Enrolled (Cumulative)	431	243	86
Pregnant Woman Enrolled	n/a	15	n/a
Income at or below 100% of fed. poverty line	17.07%	17.5%	58%
Receiving Public Assistance	52.10%	61.6%	9.3%
Foster Children	6.3%	3.6%	10.9%
Homeless Children	9.6%	11.7%	8.7%
Income 101% to 130% of Fed. Poverty Line	6.56%	2.69%	.04%
Over Income Children	4.6%	1.35%	.04%
Children with Disabilities	17.9%	8.5%	14.1%
Children with Accessible Health Care (end of year)	93%	94.3%	90.2%
Children with Up-to-Date Immunizations (end of year)	99.6%	100%	98.9%
Children with Accessible Dental Care (end of year)	87.3%	40.9%	33.7%



Child Outcomes/ School Readiness

Percentage of Children Meeting/Exceeding Goals

Teaching Strategies GOLD is an ongoing assessment system for assessing children from birth through kindergarten. It helps teachers to observe children in the context of every day experiences to learn what they know and can do. Aligned to state early learning guidelines and the Head Start Early Learning Outcomes Framework.

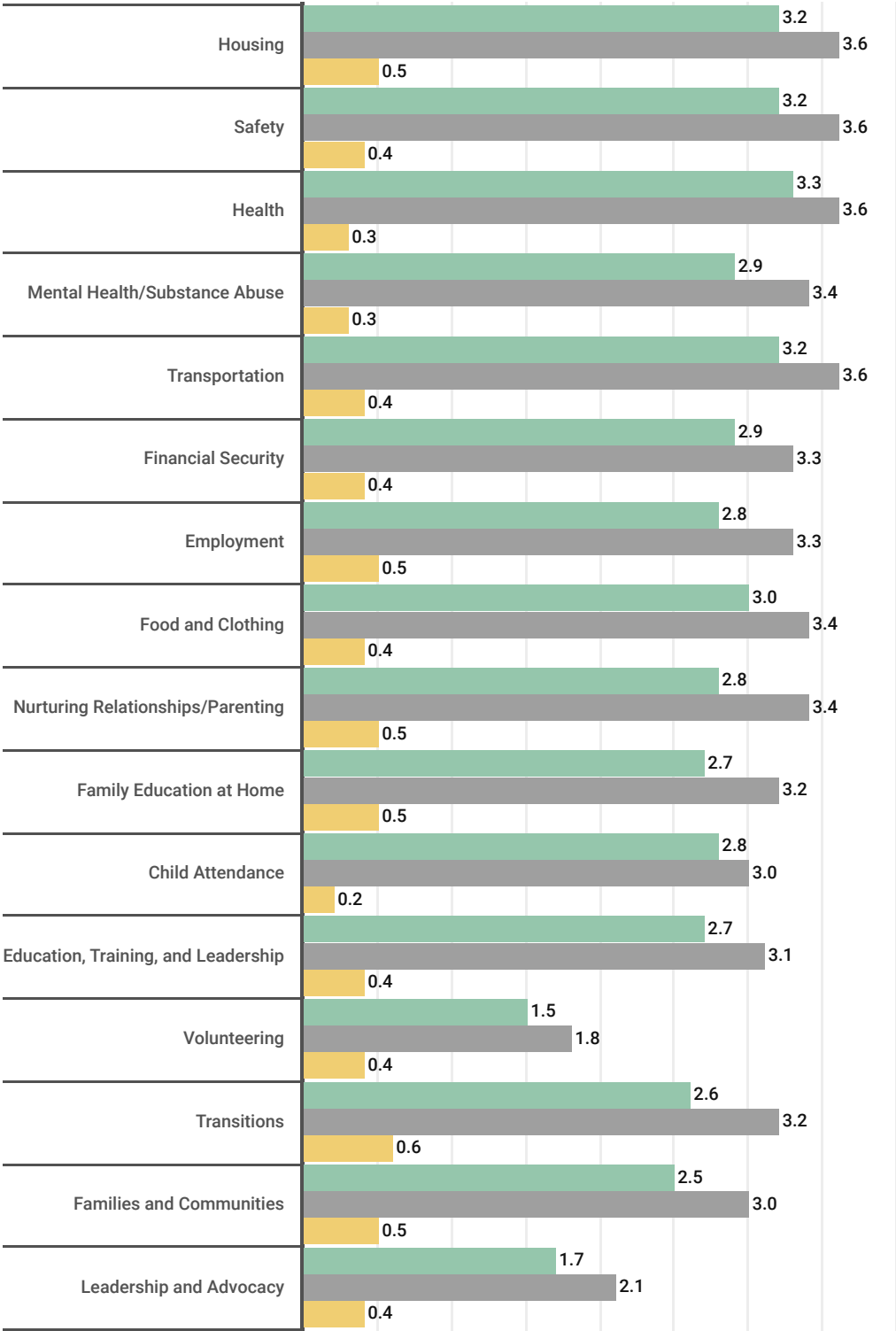


Family Outcomes

Gains on family partnership goals

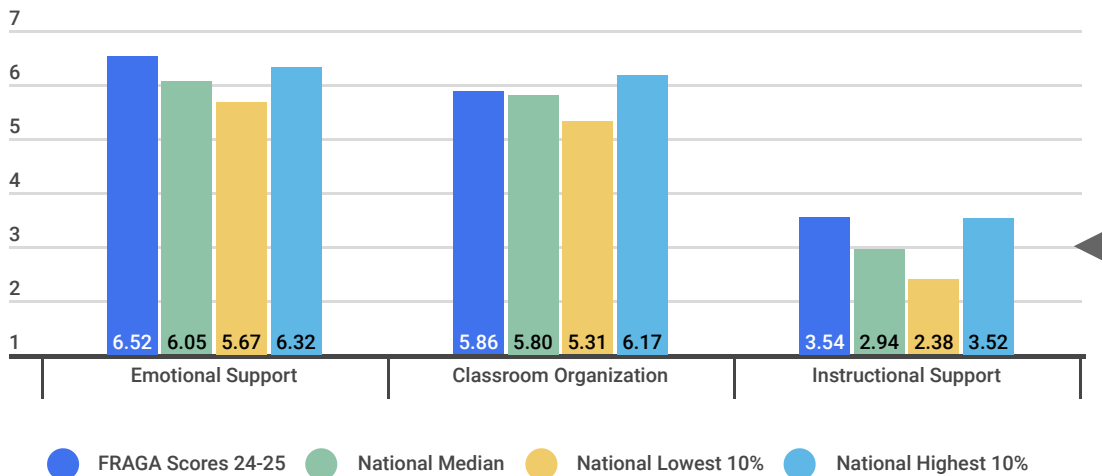
- 0-Presently Unknown
- 1-Crisis
- 2-Vulnerable
- 3-Self-Sufficient
- 4-Thriving

Fall 2024 Spring 2025 Gains





The Classroom Assessment Scoring System (CLASS®) is an observation instrument that assesses the quality of teacher-child interactions in Head Start classrooms. CLASS includes three domains of teacher-child interactions that support children's learning and development: Emotional Support, Classroom Organization, and Instructional Support. Within each domain are dimensions that capture specific details about teachers' interactions with children. The highest possible score is 7.



TPITOS is for early childhood settings caring for infants and toddlers from birth to 3 years of age. Focusing on teacher practices and classroom environment variables, TPITOS measures how well Early Head Start Teachers foster responsive, nurturing relationships with children and promote strong social-emotional development. The highest possible score is 100%.

